



**GOVERNMENT OF INDIA
MINISTRY OF LABOUR & EMPLOYMENT
LABOUR BUREAU**

**Shram Bureau Bhawan, Block No. 2,
Institutional Area, Sector 38 (West),
Chandigarh – 160036
DATED: 31st March, 2023**

F.No. 5/1/2021-CPI

PRESS RELEASE

Consumer Price Index for Industrial Workers (2016=100) – February, 2023

The Labour Bureau, an attached office of the M/o Labour & Employment, has been compiling Consumer Price Index for Industrial Workers every month on the basis of retail prices collected from 317 markets spread over 88 industrially important centres in the country. The index is compiled for 88 centres and All-India and is released on the last working day of succeeding month. The index for the month of February, 2023 is being released in this press release.

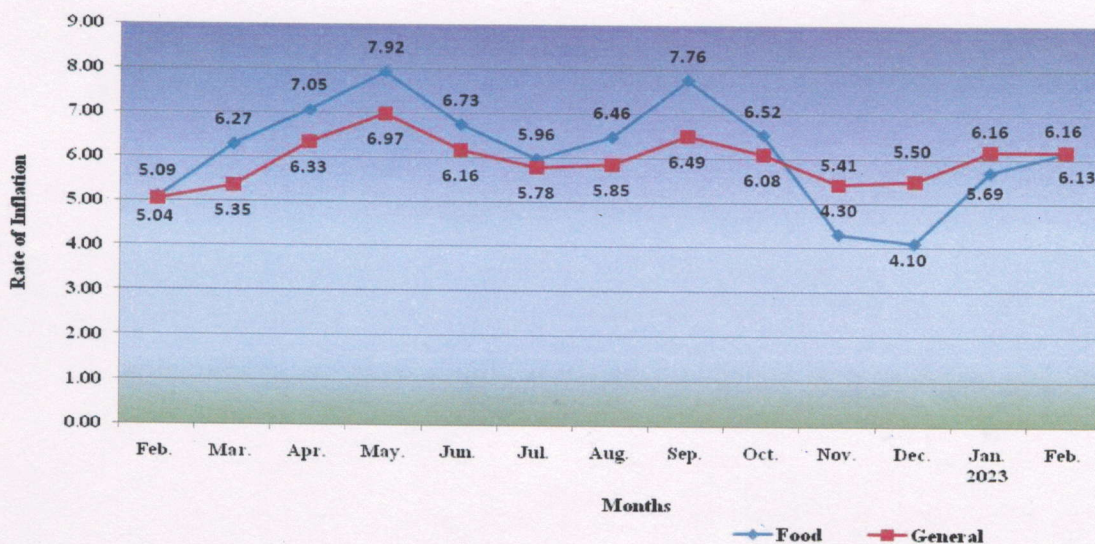
The All-India CPI-IW for February, 2023 decreased by 0.1 point and stood at 132.7 (one thirty two point seven) points. On 1-month percentage change, it decreased by 0.08 per cent with respect to previous month. A decrease of 0.08 per cent was recorded between corresponding months a year ago too.

The maximum downward pressure in current index came from Food & Beverages group contributing 0.1 percentage point to the total change. At item level, Cabbage, Cauliflower, Brinjal, Carrot, Onion, Potato, Peas, French-bean, Drum Stick, Kundru, Grapes, Sunflower Oil, Soyabean Oil, Mustard Oil, Poultry/Chicken, Eggs-hen and Fish Fresh etc. are responsible for the fall in index. However, this decrease was checked by Rice, Wheat, Wheat Atta, Buffalo Milk, Cow Milk, Pure Ghee, Garlic, Gourd, Lady's finger, Parwal, Cumin Seed/Jira, Apple, Banana, Mango, Country liquor, Foreign liquor and Medicine Allopathic, etc. putting upward pressure on the index.

At centre level, Raniganj, Jalpaiguri and Puduchery recorded a maximum decrease of 1.8 points each. Among others, 5 centres recorded decrease between 1 to 1.4 points and 32 centres between 0.1 to 0.9 points. On the contrary, Amritsar recorded a maximum increase of 3.1 points. Among others, 7 centres recorded increase between 1 to 1.9 points and 37 centres between 0.1 to 0.9 points. Rest of 3 centres' indices remained stationary.

Year-on-year inflation for the month stood at 6.16 per cent compared to 6.16 per cent for the previous month also and 5.04 per cent during the corresponding month a year before. Similarly, Food inflation stood at 6.13 per cent against 5.69 per cent of the previous month and 5.09 per cent during the corresponding month a year ago.

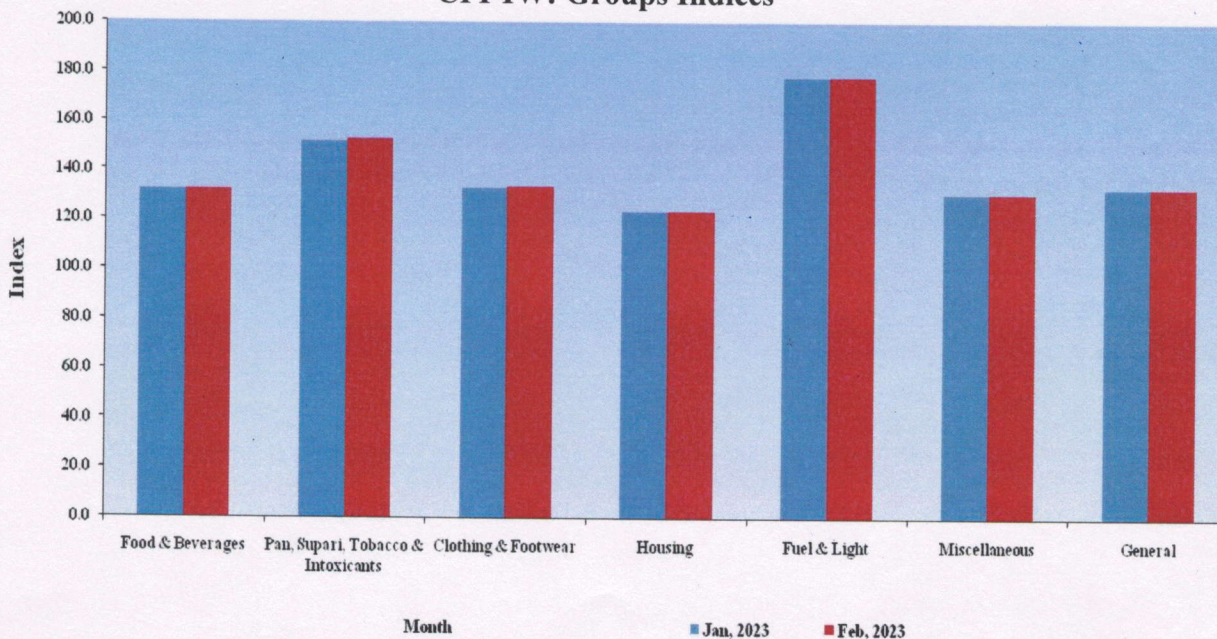
Y-o-Y Inflation based on CPI-IW (Food and General)




All-India Group-wise CPI-IW for January, 2023 and February, 2023

Sr. No.	Groups	January, 2023	February, 2023
I	Food & Beverages	131.8	131.5
II	Pan, Supari, Tobacco & Intoxicants	151.4	152.2
III	Clothing & Footwear	132.8	133.0
IV	Housing	123.4	123.4
V	Fuel & Light	177.9	177.8
VI	Miscellaneous	130.2	130.4
	General Index	132.8	132.7

CPI-IW: Groups Indices



The next issue of CPI-IW for the month of March, 2023 will be released on Friday, 28th April, 2023. The same will also be available on the office website www.labourbureau.gov.in.


 (Shyam Singh Negi)
 Deputy Director General